



20  
09



		Q1-2/2009	Q1-2/2008	Change
Sales	Million EUR	52.4	32.8	60%
Return on revenue before tax (operational)	%	14%	11%	27%
EBITDA	Million EUR	11.3	18.3	Not comparable
EBIT	Million EUR	7.8	14.5	Not comparable
EBT	Million EUR	7.2	14.0	Not comparable
EBT (operational)	Million EUR	7.2	3.5	>100%
Net income/loss before other shareholders' interests	Million EUR	5.8	9.9	Not comparable
Profit	Million EUR	4.0	9.4	Not comparable
Earnings per share (basic)	EUR	1.08	2.98	Not comparable
Earnings per share (operational, basic)	EUR	1.08	0.57	90%
Operational cash flow	Million EUR	6.5	2,1	>100%
Depreciation and amortization on non-current assets	Million EUR	3.5	3.8	-9%
Staff as of June 30	Persons	524	444	18%

## Cover page:

International Brachytherapy s.a. (IBt) and a Russian state fund corporation set up a joint venture to manufacture prostate cancer implants in Russia.

Ruthenium eye applicators for eye cancer treatment

## Photos page 5:

The Eckert & Ziegler-associated company IBt Bebig sets up a joint venture with the Russian state fund corporation Rusnanotech Corp. and local partners to supply Russian prostate cancer patients with therapeutic implants.

On May 20, 2009, the Annual General Meeting of Eckert & Ziegler AG decides to issue a dividend of EUR 0.30 per share.

Implantation of weak radioactive seeds in the prostate

## Disclaimer:

The official version of this quarterly report is in German. The English translation is provided as a convenience to our shareholders. While we strive to provide an accurate and readable version of our quarterly report in English, the technical nature of a quarterly report often yields awkward phrases and sentences. We understand this can cause confusion. So, please always refer to the German quarterly report for the authoritative version.

## Business development of the Eckert & Ziegler Group

### Revenue growth

In the first half of 2009, the Eckert & Ziegler Group set new records with sales of EUR 52 million and Group profits of EUR 4 million, thus far exceeding the existing operative records. Compared with last year's period, sales increased by EUR 20 million, or 60%. Compared with the 1st half of 2008, the profit after tax and minority interests more than doubled when the special effect resulting from the IBt consolidation is excluded. Earnings per share of EUR 1.08 were posted in the first half of the year.

This enormous success is based on the very positive figures from all three operative segments. Sales in the Therapy segment rose by 41%. Tumor radiation equipment was the main driving force behind this growth – sales to Eastern Europe, in particular, have increased, bringing turnover to more than twice what it was last year. The second quarter of 2009 also includes the first turnover from the Russian project. International Brachytherapy s.a. (IBt), an associated company of Eckert & Ziegler AG, had recently set up a joint venture with a Russian state fund corporation to manufacture prostate cancer implants in Russia and has now begun supplying plants and equipment.

In the Nuclear Imaging and Industry segment, sales almost doubled from EUR 14.4 million to EUR 26.3 million. This resulted from the combined effects of the inclusion of Nuclitec sales, increased sales in robust drill hole sources, and a USD exchange rate improvement of 13%.

Despite the loss of sales in Italy, the Radiopharmaceuticals segment grew by 42%. The two main product categories, Modular-Lab and diagnostics for positron emission tomography (PET), continued their growth trend from the previous quarters. Added to this were Nuclitec's initial aurigamedical sales.

### Earnings position

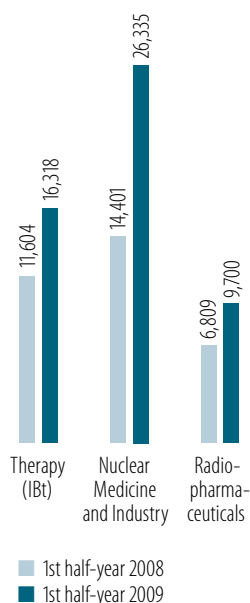
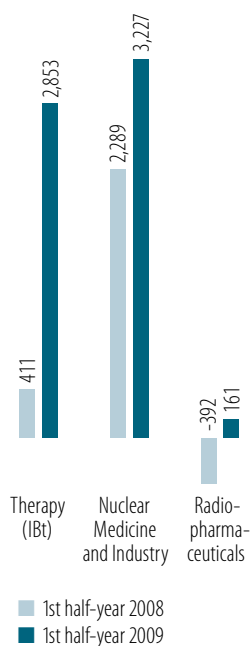
The Therapy segment is turning into an earnings machine. Last year's restructuring costs had a detrimental effect, resulting in only a very modest profit. Now, however, this highly profitable operational business is making a significant contribution to increasing Group profits. Furthermore, the new Russian project already increased profits in the second quarter and is expected to increase them further in the second half of the year.

The Nuclear Imaging and Industry segment was still the main source of sales, just as in previous periods. Sales have increased by 83%. Approximately half of that, i.e. 41% growth, can be seen in profits after tax, which have increased by EUR 0.9 million compared with the same period last year and which now stand at EUR 3.2 million. Profits show that Nuclitec has been integrated successfully and is already a profitable factor.

The Radiopharmaceuticals segment continues to make a profit despite high launch costs for new products. Small gains from the deconsolidation of the Italian stake further increased profits.

The Other segment includes the costs of the holding company, which was faced with high lawyer fees in connection with the IBt lawsuit during the current financial year.

The following brief segment statistics (in TEUR) illustrate the sources of turnover and earnings.

External turnover  
(in TEUR)Profit after tax  
(in TEUR)

		Therapy (IBt)	Nuclear Medicine and Industry	Radio- pharma- ceuticals	Other	Total
External turnover	1st half-year 2008	11,604	14,401	6,809	0	32,814
	1st half-year 2009	16,318	26,335	9,700	0	52,353
Profit after tax	1st half-year 2008	411	2,289	-392	-19	2,289
	1st half-year 2009	2,853	3,227	161	-430	5,811
Net profit ratio in %	1st half-year 2008	4%	16%	-6%		7%
	1st half-year 2009	17%	12%	2%		11%
Turnover growth	absolute	+4,713	+11,934	+2,891		+19,538
	in %	+41%	+83%	+42%		+60%
Profit growth	absolute	+2,442	+939	+553		+3,523
	in %	+594%	+41%			+154%

As each segment has different minority interests, profit after tax was used as a reference. The figures for 2008 have been adjusted to compensate for the special effects of the IBt consolidation.

### Liquidity

The superlative key figure of the first half of 2009 is the operative cash flow of EUR 6.5 million, which also set a new record. Development in the first quarter of 2009, when the figure was approximately half at EUR 3.4 million, continued in a linear fashion. This means that the operative cash flow has more than tripled when compared with the first half of last year. We are also pleased that cash inflow from business activities is once again above the profit figure for the period, which itself is very high.

The main reason for this success is that this enormous increase in turnover did not result in an increase in receivables once the contractually agreed third-quarter payments of the first Russian project turnover are disregarded.

The investments of EUR 7.3 million in the Nuclitec shares, less the cash reserves, and in property, plant and equipment were largely financed by the capital increase and by taking out loans of a total of EUR 6.3 million. This means that the cash gain from the operative capital flow of EUR 6.5 million was reduced by EUR 1 million. Dividend payments of EUR 1.1 million must also be deducted, resulting in an increase in cash reserves of EUR 4.4 million to EUR 11.7 million on June 30, 2009.

### Research and development

In the Therapy segment, a range of improvement measures for the production of ruthenium eye applicators were drawn up, tested and implemented to reduce both reject rates and production time per applicator.

For cancer radiation equipment, new sterilized applicator packaging optimized to meet customer wishes was produced, as was a new set of plastic needles and flexible catheters.

Capacity was increased to meet greater demand for production lines in low radioactive prostate seeds. Complete system modules can now be built, tested and validated in new premises.

In the Radiopharmaceuticals segment, the validation – which started last quarter – of the new Pharmtracer synthesis module for the production of radiopharmaceuticals using sterile disposable cassettes was successfully extended to the nuclides <sup>90</sup>Y, <sup>177</sup>Lu and <sup>111</sup>In. This means that, as well as cassettes for producing radiodiagnostics (such as the <sup>68</sup>Ga Dotatoc), cassettes for radiotherapy (e.g. the <sup>90</sup>Y Dotatate) are available too. The cassettes can simply be changed to allow these to be produced on the same equipment. Cassettes for other syntheses with nuclides such as <sup>18</sup>F and <sup>11</sup>C with diverse tracers for diagnosis using positron emission tomography (PET) are currently being developed and validated.

## Staff

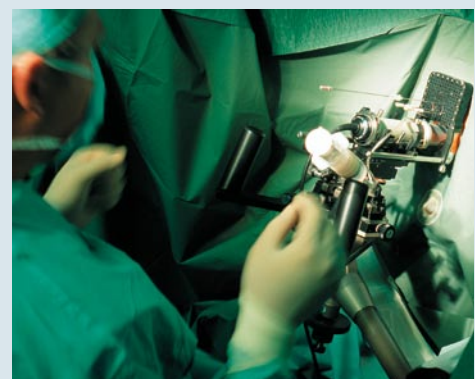
As of June 30, 2009, the Eckert & Ziegler Group had 349 employees in Germany, and a total of 524 employees worldwide. Compared with the end of 2008, the number of staff increased by 115 (December 31, 2008: 409). This increase is mainly due to the inclusion of the Nuclitec companies.

## Outlook

For the financial year 2009, the target for sales is EUR 100 million. The Executive Board recently increased the forecast of profit from EUR 4.0 million (EUR 1.10 per share) to EUR 6.6 million (EUR 1.80 per share), although this figure does not include any whole or partial reversal of provisions in connection with the legal dispute regarding IBt (EUR 7.1 million).

## Milestones

- The Belgian associated company IBt Bebig signs a contract with the Russian state fund corporation Rusnanotech Corp. and the distribution company Santis Ltd. to construct a shared production location for medical products to be used in the treatment of prostate cancer in the Russian Federation.
- The Annual General Meeting decides to pay a dividend of EUR 0.30 per share for the 2008 financial year.
- Eckert & Ziegler launches a buy-back program with a purchase limit of 282,278 shares.
- At the Christie Hospital in Manchester, the 1,000th prostate cancer patient is treated with IBt Bebig's iodine-125 permanent implant. The clinic operates the United Kingdom's largest prostate cancer program and is one of Europe's leading cancer centers.
- The American subsidiary Eckert & Ziegler Isotope Products Inc. receives a certificate of recognition as "good corporate citizens" for the year 2008 from the Sanitation Districts of Los Angeles County for complying consistently with all their industrial wastewater discharge requirements.



2/2009

	Quarterly Report II/2009 04-06/2009	Quarterly Report II/2008 04-06/2008	6-monthly Report 01-06/2009	6-monthly Report 01-06/2008
	TEUR	TEUR	TEUR	TEUR
Net sales	28,041	18,560	52,353	32,814
Cost of sales	-13,013	-8,941	-24,744	-18,470
<b>Gross profit on sales</b>	15,028	9,619	27,609	14,344
Selling expenses	-5,220	-3,466	-9,948	-6,444
General and administrative expenses	-5,216	-3,655	-9,509	-6,425
Research and non-capitalized development expenses	-447	-169	-943	-2,072
Other operating income	341	329	673	1,396
Other operating expenses	-178	-54	-227	-86
<b>Profit from operations</b>	4,308	2,604	7,655	713
Other financial items	-185	-100	193	13,790
<b>Earnings before interest and taxes (EBIT)</b>	4,123	2,504	7,848	14,503
Interest received	9	21	30	42
Interest paid	-356	-242	-723	-504
<b>Profit before tax</b>	3,776	2,283	7,155	14,041
Income tax expense	-641	-950	-1,344	-4,179
<b>Profit from continuing operations</b>	3,135	1,333	5,811	9,862
Profit from discontinued operations, net	-	97	-	-
<b>Net income</b>	3,135	1,333	5,908	9,862
Profit/loss attributable to minority interests	-1,327	86	-1,943	-486
<b>Dividend to shareholders of Eckert &amp; Ziegler AG</b>	1,808	1,419	3,965	9,376
<b>Earnings per share</b>				
Basic	0.48	0.45	1.08	2.98
Diluted	0.48	0.45	1.08	2.97
Average number of shares in circulation (basic)	3,770	3,143	3,658	3,143
Average number of shares in circulation (diluted)	3,787	3,161	3,670	3,161

	6-monthly Report	6-monthly Report
	01-06/2009	01-06/2008
	TEUR	TEUR
<b>Cash flows from operating activities:</b>		
Profit for the period	5,908	9,862
Adjustments for:		
Depreciation and amortization	3,484	3,817
Proceeds from grants less release of deferred income from grants	47	-336
Deferred tax	-276	2,564
Unrealized foreign currency gains/losses	-31	-667
Long-term provisions, other non-current liabilities	182	-789
Gains (-)/losses on the sale of consolidated companies	-	-14,038
Gains (-)/losses on the disposal of non-current assets	14	-
Gains (-)/losses on the sale of securities	-	-77
Other	-1	33
Changes in current assets and liabilities:		
Receivables	-1,589	-33
Inventories	384	-115
Prepaid expenses, other current assets	-102	98
Trade accounts payable and accounts payable to related parties	-1,656	165
Income tax liabilities	-545	508
Other liabilities	702	1,098
<b>Cash inflows generated from operating activities</b>	<b>6,521</b>	<b>2,090</b>
<b>Cash flows from investment activities:</b>		
Purchase (-)/sale of non-current assets	-3,009	-2,124
Acquisition of consolidated companies	-4,467	2,179
Purchase (-)/sale of shareholdings	28	40
Purchase (-)/sale of securities	101	690
<b>Cash inflows/outflows from investment activities</b>	<b>-7,347</b>	<b>785</b>
<b>Cash flows from financing activities:</b>		
Dividends paid	-1,132	-786
Cash inflow from capital increase	3,079	-
Change in long-term borrowings	5,053	-433
Change in short-term borrowings	-1,674	1,541
Acquisition of own shares	-136	-
Own shares used for share options or acquisitions	6	-
<b>Cash inflows/outflows from financing activities</b>	<b>5,196</b>	<b>322</b>
Effect of exchange rates on cash and cash equivalents	23	-18
<b>Increase (reduction) in cash and cash equivalents</b>	<b>4,393</b>	<b>3,179</b>
<b>Cash and cash equivalents at beginning of period</b>	<b>7,311</b>	<b>4,375</b>
<b>Cash and cash equivalents at end of period</b>	<b>11,704</b>	<b>7,502</b>

	June 30, 2009	Dec. 31, 2008
	TEUR	TEUR
<b>ASSETS</b>		
<b>Non-current assets</b>		
Intangible assets	47,262	38,726
Property, plant and equipment	27,939	23,807
Equity investments	-	278
Deferred tax	1,366	1,210
Other assets	1,080	1,118
<b>Total non-current assets</b>	<b>77,647</b>	<b>65,139</b>
<b>Current assets</b>		
Cash and cash equivalents	11,704	7,311
Securities	236	332
Trade accounts receivable	19,705	13,985
Inventories	12,824	8,555
Other assets	2,417	2,464
Assets held for disposal	-	1,012
<b>Total current assets</b>	<b>46,886</b>	<b>33,659</b>
<b>Total assets</b>	<b>124,533</b>	<b>98,798</b>
<b>EQUITY AND LIABILITIES</b>		
Shareholders' equity		
Subscribed capital	3,879	3,250
Capital reserves	32,895	30,316
Retained earnings	13,779	10,946
Other reserves	- 3,350	- 3,297
Own shares	- 490	- 359
Equity due to the shareholders of Eckert & Ziegler AG	46,713	40,856
Minority interests	3,399	1,964
<b>Total shareholders' equity</b>	<b>50,112</b>	<b>42,820</b>
<b>Non-current liabilities</b>		
Long-term borrowings and finance lease obligations	17,830	10,761
Deferred income from grants and other deferred income	1,460	1,416
Deferred tax	1,184	1,147
Retirement benefit obligations	5,360	420
Other provisions	25,290	15,969
Other liabilities	571	529
<b>Total non-current liabilities</b>	<b>51,695</b>	<b>30,242</b>
<b>Current liabilities</b>		
Short-term borrowings and finance lease obligations	4,435	7,751
Trade accounts payable	3,960	4,286
Advance payments received	737	1,002
Deferred income from grants and other deferred income	374	371
Current tax payable	700	916
Other liabilities	12,520	10,285
Liabilities held for disposal	-	1,125
<b>Total current liabilities</b>	<b>22,726</b>	<b>25,736</b>
<b>Total equity and liabilities</b>	<b>124,533</b>	<b>98,798</b>



	Subscribed capital		Capital reserve	Retained earnings	Cumulative other equity items			Equity attributable to shareholders	Minority shares	Group shareholders' equity
	Shares	Nominal value			Unrealized gains/losses on securities	Foreign currency exchange differences	Own shares			
		TEUR			TEUR	TEUR	TEUR			
Balance January 1, 2008	3,250,000	3,250	29,750	7,230	42	-3,776	-359	36,137	354	36,491
Foreign currency translation differences						472		472		472
Unrealized gains/losses on securities at balance sheet date (after tax of EUR 3 thousand)					7			7		7
Reversal of unrealized gains/losses on securities at previous balance sheet date					-42			-42		-42
Total of expenditures and income directly entered in equity	0	0	0	0	-35	472	0	437	0	437
Profit for the year				4,502				4,502	-1,465	3,037
Total income for the period	0	0	0	4,502	-35	472	0	4,939	-1,465	3,474
Dividends paid				-786				-786	-104	-890
Purchase of minority interests								0	3,179	3,179
Provisions offset by own shares			566					566		566
<b>Balance Dezember 31, 2008</b>	<b>3,250,000</b>	<b>3,250</b>	<b>30,316</b>	<b>10,946</b>	<b>7</b>	<b>-3,304</b>	<b>-359</b>	<b>40,856</b>	<b>1,964</b>	<b>42,820</b>

	Subscribed capital		Capital reserve	Retained earnings	Cumulative other equity items			Equity attributable to shareholders	Minority shares	Group shareholders' equity
	Shares	Nominal value			Unrealized gains/losses on securities	Foreign currency exchange differences	Own shares			
		TEUR			TEUR	TEUR	TEUR			
Balance January 1, 2009	3,250,000	3,250	30,316	10,946	7	-3,304	-359	40,856	1,964	42,820
Foreign currency translation differences						-56		-56		-56
Unrealized gains/losses on securities at balance sheet date (after tax of EUR 5 thousand)					10			10		10
Reversal of unrealized gains/losses on securities at previous balance sheet date					-7			-7		-7
Total of expenditures and income directly entered in equity	0	0	0	0	3	-56	0	-53	0	-53
Profit for the year				3,965				3,965	1,944	5,909
Total income for the period	0	0	0	3,965	3	-56	0	3,912	1,944	5,856
Dividends paid				-1,132				-1,132	0	-1,132
Purchase of minority interests								0	-509	-509
Application of own shares for acquisitions and to service share options			-6				4	-2		-2
Acquisition of own shares			136				-136	0		0
Capital increase	628,633	629	2,450					3,079		3,079
<b>Balance June 30, 2009</b>	<b>3,878,633</b>	<b>3,879</b>	<b>32,895</b>	<b>13,779</b>	<b>10</b>	<b>-3,360</b>	<b>-490</b>	<b>46,713</b>	<b>3,399</b>	<b>50,112</b>

	Nuclear Medicine and Industry		Therapy		Radio-pharmaceuticals		Other		Elimination		Total	
	01-06 2009	01-06 2008	01-06 2009	01-06 2008	01-06 2009	01-06 2008	01-06 2009	01-06 2008	01-06 2009	01-06 2008	01-06 2009	01-06 2008
	TEUR	TEUR	TEUR	TEUR	TEUR	TEUR	TEUR	TEUR	TEUR	TEUR	TEUR	TEUR
Sales to external customers	26,335	14,401	16,318	11,604	9,700	6,809	0	0	0	0	52,353	32,814
Sales to other segments	232	85	175	1,367	10	60	504	792	-922	-2,304	0	0
Total segmental sales	26,567	14,486	16,493	12,971	9,710	6,869	504	792	-922	-2,304	52,353	32,814
Segment profit before interest and profit taxes (EBIT)	5,077	3,630	3,131	-2,641	654	15	-1,011	13,494	-3	5	7,848	14,503
Interest yield and paid	-294	-202	-311	-297	-488	-496	397	538	3	-5	-693	-462
Income tax expense	-1,555	-1,139	33	78	-5	-1,878	183	-1,240			-1,344	-4,179
Profit before minority interests	3,228	2,289	2,853	-2,860	161	-2,359	-431	12,792			5,811	9,862
Special effects before minority interests	0	0	0	-3,271	0	-1,968	0	12,812			0	7,573
Profit before minority interests without special effects	3,228	2,289	2,853	411	161	-391	-431	-20			5,811	2,289

	Nuclear Medicine and Industry		Therapy		Radio-pharmaceuticals		Other		Total	
	01-06 2009	01-06 2008	01-06 2009	01-06 2008	01-06 2009	01-06 2008	01-06 2009	01-06 2008	01-06 2009	01-06 2008
	TEUR	TEUR	TEUR	TEUR	TEUR	TEUR	TEUR	TEUR	TEUR	TEUR
Segmental assets	60,184	26,753	45,660	46,579	17,346	16,956	75,537	52,191	198,727	142,479
Elimination of inter-segmental shares, equity investments and receivables									-75,560	-59,133
Deferred tax assets									1,366	9,474
Consolidated total assets									124,533	92,820
Segmental liabilities	-32,537	-10,805	-22,012	-18,790	-19,890	-18,975	-25,438	-6,487	-99,877	-55,057
Elimination of inter-segmental liabilities									26,640	17,924
Deferred tax liabilities									-1,184	-2,473
Consolidated liabilities									-74,421	-39,606
Investments	710	399	977	835	1,322	890	1	0	3,010	2,124
Depreciations (without non-scheduled depreciations)	-1,103	-471	-1,316	-885	-967	-614	-98	-93	-3,484	-2,063
Non-cash income/expenses	-41	315	78	1,756	-137	-1,956	167	13,195	67	13,310

Sales by geographic areas	January – June 2009		January – June 2008	
	Million EUR	%	Million EUR	%
Europe	32.0	61	20.0	61
North America	14.7	28	9.3	28
Asia/Pacific	5.3	10	2.9	9
Other	0.4	1	0.6	2
Total	52.4	100	32.8	100

## 1. General information

These unaudited interim consolidated financial statements as of June 30, 2009, comprise the financial statements of Eckert & Ziegler Strahlen- und Medizintechnik AG and its subsidiaries (also referred to hereinafter as "Eckert & Ziegler AG").

## 2. Accounting and valuation methods

The consolidated financial statements (interim financial statements) of Eckert & Ziegler AG as of June 30, 2009, have been prepared, like the annual financial statements for 2008, in accordance with the International Financial Reporting Standards (IFRS). All of the standards of the London-based International Accounting Standards Board (IASB) which were applicable in the EU on the balance sheet date, as well as the relevant interpretations of the International Financial Reporting Interpretations Committee (IFRIC) and the Standing Interpretations Committee (SIC), have been observed. The accounting policies described in the appendix to the annual financial statements for 2008 have been applied unchanged. For the preparation of the consolidated financial statements in compliance with the IFRS, it is necessary for estimates and assumptions to be made that impact on the amount and disclosure of recognized asset values and liabilities, income and expenditures. The actual values may differ from the estimates. Significant assumptions and estimates are made concerning useful lives, earnings attainable from goodwill and non-current assets, the realizability of receivables, and the recognition and measurement of provisions. This interim report contains all of the necessary information and adjustments required to produce a picture which reflects the actual circumstances with respect to the assets, financial situation and earnings position of Eckert & Ziegler AG at the time the interim report was produced. The earnings achieved during the course of the current fiscal year do not necessarily allow conclusions to be drawn about the development of future earnings.

## 3. Companies included in the consolidation

In the consolidated financial statements of Eckert & Ziegler AG, all companies are included where Eckert & Ziegler AG, either indirectly or directly, is able to determine the financial and business policies (control concept).

### Company acquisitions and disposals

On January 23rd, 2009, Eckert & Ziegler AG availed of the purchase option it obtained in December 2008 and purchased all the shares in nuclitec GmbH in Braunschweig, its American subsidiary nuclitec Inc., and the French sister company nuclitec s.a.r.l. The purchase price for the shares amounted to EUR 6,859,000. The additional expenses associated with the purchase amount to EUR 35,000. At the time of publishing this interim financial report, the data gathering required for identifying and evaluating the asset values, debts and potential debts was not yet complete. For this reason, the initial accounting for the acquisition of the company could only be carried out provisionally in accordance with IAS 3.62 at the end of the interim financial statement period.

The acquisition of nuclitec GmbH and its American subsidiary nuclitec Inc. will be recorded on the balance sheet in this interim financial statement with the following provisional figures:

	Book values	Fair value*
	TEUR	TEUR
Non-current assets	5,636	9,709
Current assets	11,329	11,329
Non-current debts	-14,080	-15,366
Current debts	-4,076	-4,076
Net assets	-1,191	1,596
Acquisition costs		6,158
Goodwill		4,562

\* The calculation of the fair values of the assets and debts is not yet completed. Therefore provisional values have been used in accordance with IFRS 3.62.

The acquisition of nuclitec s.a.r.l. will be recorded on the balance sheet in this interim financial statement with the following provisional figures:

	Book values	Fair value*
	TEUR	TEUR
Non-current assets	2	2
Current assets	1,057	1,057
Non-current debts	-398	-398
Current debts	-287	-287
Net assets	374	374
Acquisition costs		736
Goodwill		362

\* The calculation of the fair values of the assets and debts is not yet completed. Therefore provisional values have been used in accordance with IFRS 3.62.

In March 2009, Eckert & Ziegler AG sold its Milan subsidiary Eckert & Ziegler f-con Pharma Italia s.r.l. (FCI) to the Italian company A.C.O.M. – Advanced Center Oncology Macerata SPA. The deconsolidation of FCI resulted in non-cash revenue of EUR 97,000 in the present interim financial statement.

#### 4. Limited comparability of group financial statements with the previous year

In 2008, Eckert & Ziegler AG invested the Therapy segment business in IBt s.a., Seneffe (Belgium) and, in return for this, received 38.5% of the ordinary shares (which equates to 29.9 % of the voting shares) in IBt s.a. arising from a

capital increase. In June 2008, Eckert & Ziegler BEBIG GmbH took over the implants manufacturer Isotron Isotopentechnik GmbH. In January 2009, shares were bought in the companies nuclitec GmbH, nuclitec sarl and nuclitec Inc. In the first quarter of 2009, the shares in Eckert & Ziegler f-con Pharma Italia s.r.l. were sold.

Compared with the first six months of 2008, this has impacted substantially on the financial situation and earnings position of the Group, which means that it is difficult to compare the Group report with the previous year's report.

#### 5. Currency translation

The financial statements for the companies outside the European Monetary Union are translated based on the concept of functional currency. The following exchange rates were used for the currency translation: See table below

#### 6. Portfolio of own shares

As of June 30, 2009, Eckert & Ziegler AG held 118,010 own shares. This equates to a share of 3.04 % of the Company's nominal capital.

#### 7. Substantial transactions with affiliated persons

In respect of the substantial transactions with affiliated persons, we refer to the publications made in the consolidated financial statements dated December 31st, 2008.

Country	Currency	Exchange rate on June 30, 2009	Exchange rate on Dec. 31, 2008	Average rate: Jan. 1 - June 30, 2009	Average rate: Jan. 1 - June 30, 2008
USA	USD	1.4048	1.4097	1.338449	1.543842
Czech Republic	CZK	26.0434	26.6426	27.381312	24.98938
Great Britain	GBP	0.8506	0.974	0.89548	n.a.
Sweden	SEK	10.9644	10.9861	10.9537	n.a.

## 8. Events of special significance

The Belgian exchange supervisory authority CBFA called on Eckert & Ziegler to make a mandatory offer of EUR 3.47 per share for IBt, but postponed the enforcement of this request pending the decision of a court. At the same time, the CBFA confirmed that no cash offer would have to be made for any potential takeover. It has since been announced that the hearing has been postponed until the middle of November. Due to the postponements, the Executive Board does not expect a court decision on this matter before the end of this year.

### Declaration in accordance with § 37y of the Securities Trading Act in conjunction with § 37w para. 2 no. 3 of the Securities Trading Act

To the best of our knowledge, we provide an assurance that, in accordance with the applied principles of proper interim financial results reporting, the consolidated interim financial statements give a true and fair picture of the assets, financial position and earnings position of the Group, that the interim Group management report outlines the development and performance of the business and the position of the Group, that a picture which reflects the actual circumstances is conveyed and that the principal opportunities and risks associated with the expected development of the Group in the rest of the fiscal year are described.

Berlin, August 4, 2009



Dr. Andreas Eckert  
Chief Executive Officer



Dr. Edgar Löffler  
Executive Board Member



Dr. André Heß  
Executive Board Member

## Financial Calendar

### August 04, 2009

Quarterly Report II/2009

### November 03, 2009

Quarterly Report III/2009

### November 11, 2009

German Equity Forum in Frankfurt

### March 30, 2010

Annual Report 2009

### March 30, 2010

Balance Press Conference in Berlin

### May 04, 2010

Quarterly Report I/2010

### May 20, 2010

Annual General Meeting in Berlin

### August 03, 2010

Quarterly Report II/2010

### November 02, 2010

Quarterly Report III/2010

### November 2010

German Equity Forum in Frankfurt

## Contact

Eckert & Ziegler  
Strahlen- und Medizintechnik AG

Karolin Riehle  
Investor Relations

Robert-Rössle-Str. 10  
13125 Berlin  
www.ezag.com

Telephone +49 (0) 30 94 10 84 - 0  
Telefax +49 (0) 30 94 10 84 - 112  
E-Mail karolin.riehle@ezag.de

ISIN DE000565970  
ISIN DE000A0L1L69  
WKN 565970